

THE ELIOT SCHOOL

CLASSES IN CRAFTS & FINE ARTS FOR ALL AGES

**BEST OF
BOSTON
2010**
Awarded by Boston magazine

spring/summer 2012



Special Events

Student-Faculty Show

Sunday, June 10, 3–6pm

Furniture, fiber arts, quilts, paintings, children's art and more by our talented students and faculty. Preview featured faculty at www.eliotschool.org

Roslindale Arts Initiative Student Show

Date and location at www.eliotschool.org

Enjoy work by our young artists in Roslindale's public schools, where we are working to bring great art education to all students in Grades K–8.

Wisdom of the Hands: Why We Still Need a Wood Shop

Friday, July 6, 7pm

Check location at www.eliotschool.org

Woodworker and educator Doug Stowe talks about hands-on learning and its importance for education. *Co-sponsored by North Bennet Street School*





THE ELIOT SCHOOL
OF FINE AND APPLIED ARTS
since 1676

The Eliot School offers classes in crafts and fine arts to people of all ages, both at our historic schoolhouse in the heart of Jamaica Plain and through our School Partnership Program, which sends our instructors to classrooms throughout the city. We proudly maintain our rich history, offering people of all backgrounds a chance to experience the pleasures and achievements of artistic creation.

In 1676, thirty-eight residents of Jamaica Plain donated corn and land to support a school. For the next two centuries, the school educated Africans, Native Americans and colonial children, funded by an endowment from John Eliot, local farmer and Apostle to the Indians.

In the late 19th century, the school turned its focus to the arts. “Manual arts,” traditionally practiced at home, were disappearing in modern cities. Called on to supplement Boston’s public school offerings, the Eliot School taught woodworking, cooking and more. Manual training for schoolteachers followed, then instruction for adults, then children’s after-school. People attended, reports said, “to satisfy that instinctive desire of human beings to create.”

Today, we are known for the quality of our faculty, our welcoming atmosphere, our small class size and the charm of our historic site. We invite you to join us with hammer, thimble, camera or brush, to satisfy your desire to create and to relax from your everyday vocations.

Schedule by Day 2–3

Children & Teens

Woodworking 4
Sewing 5
Visual Arts: Drawing, Painting & more 6
Photography 7
Summer Programs for Children 8
School Partnership Program 9

Adults

Woodworking, Furniture, Upholstery 10
Sewing, Yarn & Fiber Arts 14
Book & Paper Arts 17
Drawing & Painting 18
UForge Gallery Workshops 21
Prints & Photographs 22
Other Crafts: Assemblages, Glass Fusing 22

Where to find us:

The Eliot School of
Fine & Applied Arts
24 Eliot Street
PO Box 300351
Jamaica Plain MA 02130
617 524 3313 phone
617 524 8380 fax
info@elioticschool.org

Directions:

The Eliot School is located in the center of Jamaica Plain, halfway between the Jamaica way and the Soldiers’ Monument, where Eliot St., South St. & Centre St. meet.

Public Transportation: Orange Line to Forest Hills stop; walk or take Bus 39 or 48 to Eliot St.

Parking: Plenty of on-street parking. Free lighted lot on Thomas St. behind Blanchard’s is one block away.

Visit: www.elioticschool.org

- Register & pay online
- Sign up for email announcements
- Policies on refunds, discounts, etc.
- Supply lists, where to shop, links
- Faculty profiles
- Safety information, and more...

Children & Teens

| MONDAY | | | | |
|--------------------------------------|------------|-----------------|-------------|-------|
| Tot Zone | Ages 2–3 | 10–11am | 9 sessions | pg. 6 |
| Kids' Beginning Woodworking | Ages 6–8 | 4–5:15pm | 8 sessions | pg. 4 |
| Kids' Beginning Sewing | Ages 6–8 | 4–5:15pm | 8 sessions | pg. 5 |
| Drawing & Painting | Ages 10–14 | 4–5:30pm | 9 sessions | pg. 6 |
| Fantastic Photography | Ages 10–14 | 4–5:30pm | 8 sessions | pg. 7 |
| TUESDAY | | | | |
| Very Beginning Woodworking | Ages 4–6 | 2:30–3:30pm | 8 sessions | pg. 4 |
| Very Beginning Woodworking | Ages 4–6 | 4–5pm | 8 sessions | pg. 4 |
| Kids' Woodworking | Ages 9–12 | 4–5:15pm | 10 sessions | pg. 4 |
| Kids' Advanced Woodworking | Ages 10–14 | 4–5:30pm | 10 sessions | pg. 4 |
| Kids' Sewing | Ages 9–12 | 4–5:15pm | 10 sessions | pg. 5 |
| WEDNESDAY | | | | |
| No children's classes in Spring term | | | | |
| THURSDAY | | | | |
| Tot Zone | Ages 2–3 | 10–11am | 9 sessions | pg. 6 |
| Art & Music | Ages 3–5 | 11:15am–12:15pm | 9 sessions | pg. 6 |
| Home School Woodworking | Ages 6–9 | 2:45–3:45pm | 10 sessions | pg. 4 |
| Kids' Beginning Woodworking | Ages 6–8 | 4–5:15pm | 10 sessions | pg. 4 |
| Comics I | Ages 9–12 | 4–5:30pm | 9 sessions | pg. 7 |
| FRIDAY | | | | |
| Very Beginning Woodworking | Ages 4–6 | 10–11am | 8 sessions | pg. 4 |
| Very Beginning Woodworking | Ages 4–6 | 11:15am–12:15pm | 8 sessions | pg. 4 |
| Teen Artists' Portfolio | Ages 13–17 | 4–6pm | 8 sessions | pg. 7 |
| Teen Photo: City & Ourselves | Ages 14–17 | 4–6pm | 8 sessions | pg. 7 |
| SATURDAY | | | | |
| Comics I | Ages 9–12 | 10:30am–12:30pm | 9 sessions | pg. 7 |
| Kids' Woodworking | Ages 9–12 | 1–3pm | 8 sessions | pg. 4 |
| Kids' Sewing | Ages 9–12 | 1–3pm | 9 sessions | pg. 5 |
| Beginning Drawing & Painting | Ages 6–9 | 1–3pm | 7 sessions | pg. 6 |
| Comics II | Ages 13–17 | 1:30–3:30pm | 9 sessions | pg. 7 |
| Drawing & Painting | Ages 10–14 | 3:30–5:30pm | 7 sessions | pg. 6 |
| Young Fashion Designers | Ages 12–16 | 3:30–5:30pm | 9 sessions | pg. 5 |
| SUNDAY | | | | |
| Artful Polish Paper Cutting | Ages 8+ | 3–6pm | 1 session | pg. 6 |
| Teen Woodworking | Ages 13–17 | 4–6pm | 8 sessions | pg. 5 |

Adult Classes

| MONDAY | | | |
|--|--------------|-------------|--------|
| Upholstery | 9am–12pm | 10 sessions | pg. 12 |
| Basic Photography | 9:30am–12pm | 6 sessions | pg. 22 |
| Finishing for Woodworkers | 10am–12pm | 3 sessions | pg. 13 |
| Woodworking Open Shop | 12–3pm | 10 sessions | pg. 10 |
| Beginning Drawing | 6:30–9pm | 6 sessions | pg. 18 |
| Painting from Western Traditions: Part I | 6:30–9pm | 8 sessions | pg. 19 |
| Basic Woodworking I (Wed/Mon, 3 weeks) | 6:30–9:30pm | 6 sessions | pg. 10 |
| Woodworking Open Shop | 6:30–9:30pm | 10 sessions | pg. 10 |
| Upholstery (Mon/Wed, 5 weeks) | 6:30–9:30pm | 10 sessions | pg. 12 |
| Photographing People | 7–9pm | 8 sessions | pg. 22 |
| Drawing for Comics & Cartoons | 7–9:30pm | 8 sessions | pg. 18 |
| Basic Photography | 7–9:30pm | 6 sessions | pg. 22 |
| TUESDAY | | | |
| Slipcovers | 9am–12pm | 6 sessions | pg. 12 |
| Beginning Drawing | 9:30am–12pm | 10 sessions | pg. 18 |
| Basic Sewing | 6:30–9pm | 6 sessions | pg. 14 |
| Intermediate Sewing: Beyond Basics | 6:30–9pm | 6 sessions | pg. 14 |
| Basic Woodworking I (Tue/Thu, 3 weeks) | 6:30–9:30pm | 6 sessions | pg. 10 |
| Woodworking Open Shop (Tue/Thu, 5 weeks) | 6:30–9:30pm | 10 sessions | pg. 10 |
| Furniture Finishing & Restoration | 6:30–9:30pm | 10 sessions | pg. 12 |
| Upholstery | 6:30–9:30pm | 10 sessions | pg. 12 |
| Documenting American Communities | 7–9pm | 4 sessions | pg. 21 |
| Mixed Media Manipulations | 7–9pm | 4 sessions | pg. 21 |
| Figure Drawing Drop-in | 7–9pm | ongoing | pg. 20 |
| WEDNESDAY | | | |
| Basic Woodworking I | 9am–12pm | 6 sessions | pg. 10 |
| Mortise & Tenon Joints | 9am–12pm | 3 sessions | pg. 13 |
| Sewing Open Workshop | 9:30am–12pm | 10 sessions | pg. 14 |
| Painting: Skills & Expression | 10am–12:30pm | 10 sessions | pg. 19 |
| Basic Sewing | 6:30–9pm | 6 sessions | pg. 14 |
| Intermediate Sewing: Alterations & Adaptations | 6:30–9pm | 6 sessions | pg. 14 |
| Basic Woodworking I (Wed/Mon, 3 weeks) | 6:30–9:30pm | 6 sessions | pg. 10 |
| Basic Furniture Design | 6:30–9:30pm | 8 sessions | pg. 10 |
| Basic Upholstery | 6:30–9:30pm | 6 sessions | pg. 12 |
| Upholstery | 6:30–9:30pm | 10 sessions | pg. 12 |

continued on next page

Adult Classes (continued)

| WEDNESDAY <i>(continued from previous page)</i> | | | |
|--|-----------------|-------------|--------|
| Upholstery (Mon/Wed, 5 weeks) | 6:30–9:30pm | 10 sessions | pg. 12 |
| Watercolor Painting | 6:30–9:30pm | 6 sessions | pg. 18 |
| Painting the Subconscious | 7–9:30pm | 4 sessions | pg. 21 |
| Intermediate Drawing | 7–9:30pm | 10 sessions | pg. 18 |
| THURSDAY | | | |
| Upholstery | 9am–12pm | 10 sessions | pg. 12 |
| Basic Sewing | 9:30am–12pm | 6 sessions | pg. 14 |
| Advanced Knitting | 9am–12:30pm | 6 sessions | pg. 15 |
| Finishing for Woodworkers | 10am–12pm | 3 sessions | pg. 13 |
| Intermediate Knitting | 10:30am–12:30pm | 6 sessions | pg. 15 |
| Illustrated Journal | 6:30–9pm | 7 sessions | pg. 18 |
| Painting Basics | 6:30–9pm | 6 sessions | pg. 19 |
| Basic Woodworking I (Tue/Thu, 3 weeks) | 6:30–9:30pm | 6 sessions | pg. 10 |
| Woodworking Open Shop | 6:30–9:30pm | 10 sessions | pg. 10 |
| Woodworking Open Shop (Tue/Thu, 5 weeks) | 6:30–9:30pm | 10 sessions | pg. 10 |
| Basic Quiltmaking: Sampler Quilt | 6:30–9:30pm | 8 sessions | pg. 15 |
| Beyond Quilting | 6:30–9:30pm | 5 sessions | pg. 15 |
| Seat Weaving, Caning & Rushing | 7–9pm | 8 sessions | pg. 12 |
| FRIDAY | | | |
| Woodworking Open Shop | 9am–12pm | 10 sessions | pg. 10 |
| Upholstery | 6:30–9:30pm | 10 sessions | pg. 12 |
| SATURDAY | | | |
| Woodworking Open Shop | 9am–12pm | 10 sessions | pg. 10 |
| Assemblages with Found Objects | 9:30–11:30am | 4 sessions | pg. 21 |
| Acrylic Painting | 9:30am–12:30pm | 8 sessions | pg. 19 |
| Basic Woodworking I | 3:30–6:30pm | 6 sessions | pg. 10 |
| Basic Woodworking II | 3:30–6:30pm | 6 sessions | pg. 10 |
| SUNDAY | | | |
| Assemblages with Found Objects | 10am–2pm | 3 sessions | pg. 22 |
| Finishing for Woodworkers | 11am–1pm | 3 sessions | pg. 13 |
| Knitting Open Workshop | 12–2pm | 6 sessions | pg. 15 |
| Advanced Knitting | 1–4:30pm | 6 sessions | pg. 15 |
| Basic Knitting | 2–4pm | 6 sessions | pg. 15 |
| Intermediate Knitting | 2–4pm | 6 sessions | pg. 15 |


Summer Intensives

| Creative Box Making | July 7–8 | 9am–5pm | 2 days | pg. 11 |
|---|-----------------|---------------|-----------------|--------|
| Wood Turning: Bowls & Beyond | July 30–Aug 3 | 10am–4pm | 5 days | pg. 11 |
| Malooof-Inspired Bench | Aug 6–10 | 9am–5pm | 5 days | pg. 11 |
| Intensive Observation: Look, See, Draw! | Fri–Sun 8/10–12 | 10am–2pm | 3 days | pg. 20 |
| Upholstery | Aug 13–17 | 9am–4pm | 5 days | pg. 11 |
| Upholstery | Aug 20–24 | 9am–4pm | 5 days | pg. 11 |
| Shaker End Table | Aug 27–31 | 9am–5pm | 5 days | pg. 11 |
| Workshops | | | | |
| Figure Drawing Intensive | Sun 3/4 | 1:30–5:30pm | 1 session | pg. 20 |
| Case Binding | Sun 3/11–18 | 1–5pm | 2 sessions | pg. 17 |
| Glass Fusing | Sun 4/1 | 10am–12pm | 1 session | pg. 22 |
| Leather-Bound Coptic Journals | Sun 4/1 | 1–4pm | 1 session | pg. 17 |
| Figure Drawing Intensive | Sun 4/1 | 1:30–5:30pm | 1 session | pg. 20 |
| Creative Drawing | Sun 4/15 | 10am–3pm | 1 session | pg. 20 |
| Felted Beads & Baubles | Sun 4/15 | 10am–4pm | 1 session | pg. 16 |
| Lace Cowl | Sat 4/21 | 9:30am–1:30pm | 1 session | pg. 16 |
| Wood Turning: Bowls & Beyond | Sun 4/22–29 | 10am–4pm | 2 sessions | pg. 11 |
| Artful Polish Paper-Cutting | Sun 4/29 | 3–6pm | 1 session | pg. 17 |
| Hand Embroidery | Sun 5/6 | 2:30–5:30pm | 1 session | pg. 16 |
| Nature Photography | Sat 5/12 | 8–11:30am | 1 session | pg. 22 |
| Drawing in the Moment | Sun 5/20 | 1–5pm | 1 session | pg. 20 |
| Glass Fusing | Wed 5/30 | 10am–12pm | 1 session | pg. 22 |
| Experiment with Ink | Sun 6/3 | 10am–4pm | 1 session | pg. 20 |
| Wood Turning: Bowls & Beyond | Wed 6/6–13 | 10am–4pm | 2 sessions | pg. 13 |
| Hand Appliqué | Sat 6/16 | 10am–3pm | 1 session | pg. 16 |
| Assemblages with Found Objects | Tue 6/19 | 7–8:30pm | 1 session | pg. 21 |
| Rag Rugs | Sat 6/23 | 10am–3pm | 1 session | pg. 16 |
| Japanese-Style Wood Block Prints | Sat/Sun 6/23–24 | 10am–3pm | 2 sessions | pg. 22 |
| Portfolios | Sun 6/24 | 10am–1pm | 1 session | pg. 17 |
| Hand-Painted & Naturally Dyed Yarn | Sat 6/30 | 9am–5pm | 1 session | pg. 16 |
| Intro to Inlay & Marquetry | Sun 7/1 | 10am–6pm | 1 session | pg. 13 |
| Creative Box Making | Sat/Sun 7/7–8 | 9am–5pm | 2 sessions | pg. 11 |
| Book Making for Teachers | Sun 7/8 | 1–5pm | 1 session | pg. 17 |
| Figure Drawing Intensive | Sun 7/14–15 | 10am–4pm | 1 or 2 sessions | pg. 20 |
| Intensive Observation: Look, See, Draw! | Fri–Sun 8/10–12 | 10am–2pm | 3 sessions | pg. 20 |

Woodworking

Our woodworking program welcomes ages 4 to 17. As students gain experience, they build skills and familiarity with tools and materials. **Younger children** start with hand tools and small projects; continuing students undertake more complex projects, gaining appreciation for wood as a creative medium. **Teens** advance to shop etiquette, milling, joinery, layout and basic power tools. Teens 17 and up may join our adult classes.

Each class incorporates beginners and experienced students, with new projects each session. Small classes allow for ample individual attention. All classes emphasize safety and the pleasure of making things and completing them to take home. Materials are provided for small projects; for larger projects, instructors will advise students to bring their own. Parents are welcome to stay if they wish.



Very Beginning Woodworking

Ages 4–6 CC513

Limit 6 students

Instructor: Mario Rubio-Ospina

Section 1: 8 Tuesdays, 2:30–3:30pm

1S: April 3–May 29 (no class Apr 17)

Instructor: Kara Rainey

Section 2: 8 Tuesdays, 4–5pm

2S: April 3–May 29 (no class Apr 17)

Instructor: Shana Alexander

Section 3: 7 Fridays, 10–11am

3S: April 13–June 2 (no class Apr 20)

Instructor: Shana Alexander

Section 4: 7 Fridays, 11:15am–12:15pm

4S: April 13–June 2 (no class Apr 20)

\$110 per child or adult/child pair

Kids' Beginning Woodworking

Ages 6–8 CC522

Limit 8 students

Instructor: Julio Fuentes

Section 1: 8 Mondays, 4–5:15pm

1S: Apr 9–June 11 (no class Apr 16)

\$120 per child or adult/child pair

Instructor: Mario Rubio-Ospina

Section 2: 10 Thursdays, 4–5:15pm

2S: Apr 5–June 14 (no class Apr 19)

\$150 per child or adult/child pair

Home School Woodworking

Ages 6–9 CC758

Limit 8 students

Instructor: Mario Rubio-Ospina

Section 1: 10 Thursdays, 2:45–3:45pm

1S: Apr 5–June 14 (no class Apr 19)

\$120 per child or adult/child pair

Kids' Woodworking

Ages 8–12 CC414

Limit 8 students

Instructor: Jeffrey Martin

Section 1: 10 Tuesdays, 4–5:15pm

1S: Apr 3–June 12 (no class Apr 17)

\$150

Instructors: Nancy King, Susan Vannini

Section 2: 8 Saturdays, 1–3pm

2S: Apr 7–June 16 (no class Apr 21, May 26, June 9)

\$190

Kids' Advanced Woodworking

Ages 10–14 CC702

For students who have taken at least 3 woodworking classes and are ready for the next level. *Limit 6 students*

Instructor: Mario Rubio-Ospina

Section 1: 10 Tuesdays, 4–5:30pm

1S: Apr 3–June 12 (no class Apr 17)

\$180

Teen Woodworking Ages 13–17 CC442


Two classes this term will focus on wood turning with artisan Ken Lindgren. *Limit 8 students*

Instructor: Robert Worth

Section 1: 8 Sundays, 4–6pm

1S: Apr 1–June 17 (no class Apr 8, Apr 15, May 27, June 10)

\$220



Sewing

Newcomers and returning students mix hand and machine sewing. Small classes allow for individual attention, and we encourage kids to share their skills. The youngest children start with pincushions and pillows. Older children advance to aprons, doll clothes and finally clothing. We supply materials for the first meeting. Then, with the instructor's advice, bring your own fabric and develop your own sewing kit. Come for more than one term and make new projects each time.

Kids' Beginning Sewing Ages 6–8 CC598

Limit 6 students

Instructor: Carol Price

Section 1: 8 Mondays, 4–5:15pm

1S: Apr 9–June 11 (no class Apr 16, May 28)

\$120

Kids' Sewing Ages 9–12 CC112

Limit 8 students

Instructor: Carol Price

Section 1: 10 Tuesdays, 4–5:15pm

1S: Apr 3–June 12 (no class Apr 17)

\$150

Section 2: 9 Saturdays, 1–3pm

2S: Apr 7–June 16 (no class Apr 21, May 26)

\$200

Young Fashion Designers: Design & Sew Ages 12–16 CC525

Take an existing pattern or piece of clothing and revise it to express your personal style. Expect to complete a new pattern and a piece of clothing in this class. Basic sewing skills are required, but extensive experience is not necessary. *Limit 8 students*

Instructor: Carol Price

Section 1: 9 Saturdays, 3:30–5:30pm

1S: Apr 7–June 16 (no class Apr 21, May 26)

\$200

Our Scholarship Fund

Our Scholarship Fund allows low-income students from our School Partnership Program to attend our Summer Program for Children and classes throughout the year.

To apply for financial aid, contact Jean O'Leary, Assistant Director: info@eliotschool.org

To contribute to our Scholarship Fund, contact Abigail Norman, Director: anorman@eliotschool.org



Visual Arts: Drawing, Painting & More

Our visual arts classes emphasize the pleasure of making things and completing them to take home, exploring a variety of mediums, approaches and techniques. Students develop skills, imagination and confidence while having fun in a non-competitive, creative environment. Our classes encourage cooperation, skill-building and creative thinking. Classes combine artists of all levels, with new and different projects each session. Returning students encounter new projects, new skills and new challenges. Small classes allow for individual attention. Materials are provided unless otherwise noted.

Tot Zone Ages 2–3 with adult CC600

Limit 8 students

Instructor: Mea Johnson

Section 1: 9 Mondays, 10–11am

1S: Apr 2–June 11 (no class Apr 16, May 28)

Instructor: Shana Alexander

Section 2: 9 Thursdays, 10–11am

2S: Apr 5–June 7 (no class Apr 19)

\$120

Art & Music Ages 3–5 with adult CC737

Limit 8 students

Instructor: Shana Alexander

Section 1: 9 Thursdays, 11:15am–12:15pm

1S: Apr 5–June 7 (no class Apr 19)

\$120

NEW Artful Polish Paper Cutting (Mother's Day Cards) Ages 8 and up AW373

Make lovely, intricate designs with overlapping layers of colored paper, based on traditional Polish cut-paper collage. These lively, colorful stars, birds, flowers and abstract shapes make beautiful Mother's Day cards. Children ages 8 and up are welcome accompanied by an adult. *Limit 10 students*

Instructor: Laura Evonne Steinman

Section 1S: Sunday, Apr 29, 3–6pm

\$40 per adult; \$50 per adult-child pair. Materials: \$5 payable in class

“The process of making comic books kept my son’s interest while still focusing on the basics of creating a story: drawing and writing.”

Drawing & Painting

For kids who have just started drawing or already draw well and want to improve their skills. Through imagination and observation, students explore a variety of approaches, mediums and techniques, working on composition, pattern, line, texture, scale, color, shading and contrast. Older children and teens develop personal expression through individual and group critiques. Media may include watercolor, acrylic, charcoal, pencil and pastel.

Beginning Drawing & Painting Ages 6–9 CC752

Limit 10 students

Instructor: Elizabeth Rocha

Section 1: 7 Saturdays, 1–3pm

1S: Apr 7–June 2 (no class Apr 21, May 26)

\$170

Drawing & Painting Ages 10–14 CC356

Limit 10 students

Instructor: Lucilda Dassardo-Cooper

Section 1: 9 Mondays, 4–5:30pm

1S: Apr 2–June 11 (no class Apr 16, May 28)

\$170

Instructor: Elizabeth Rocha

Section 2: 7 Saturdays, 3:30–5:30pm

2S: Apr 7–June 2 (no class Apr 21, May 26)

\$170

TEENS TAKE NOTE:

Teens 13 and up are welcome in many adult classes, given instructor's permission. Contact us for details. Teens 17 and up may join all adult classes.

Comics I Ages 9–12 CC549

Make your own comic book. Looking at *anime* and *manga*, learn how to tell stories in visual form. Then create dynamic characters, stories and visuals with a collaborative artist-writer teaching team. *Limit 8 students*

Instructors: Cindy Arias & Dahlia El-Shafei

Section 1: 9 Saturdays, 10:30am–12:30pm

1S: Apr 7–June 16 (no class Apr 21, May 26)

\$190

Section 2: 9 Thursdays, 4–5:30pm

2S: Apr 5–June 7 (no class Apr 19)

\$170

Comics II Ages 13–17 CC706

For comic book artists ready to go to the next level. Advance your skills in storytelling, drawing, lettering and inking. Learn to master professional tools and techniques. Throughout, we will look closely at narrative and visual techniques in your favorite comics and graphic novel classics. *Limit 8 students*

Instructors: Cindy Arias & Dahlia El-Shafei

Section 1: 9 Saturdays, 1:30–3:30pm

1S: Apr 7–June 16 (no class Apr 21, May 26)

\$190

Teen Artists' Portfolio Ages 13–17 CC707

Develop your creative and technical skills to complete a series of artworks for an artist's portfolio. If you are thinking about being an artist, or simply enjoy art, this class will help you to focus on your strengths and your unique voice. Bring examples of your best work to the first class, along with a portfolio to store your art. *Limit 10 students*

Instructor: Lucilda Dassardo-Cooper

Section 1: 8 Fridays, 4–6pm

1S: Apr 6–June 1 (no class Apr 20)

\$190

**Photography**

We've embraced digital and abandoned the darkroom, except for Fantastic Photography. Students bring their own cameras (any kind) and supply their own prints (if desired). Students concentrate on composition, light, color and meaning. Each course combines beginners and experienced students, with new and different projects each term. Small classes allow for individual attention.

Fantastic Photography: Playing with Light
Ages 10–14 CC708

Go way beyond snapshots in a class whose subject is the magic of light. You may make photograms, cyanotypes, or long exposures with moving lights. Construct a pinhole camera and develop black-and-white prints the old-fashioned way. And take plenty of pictures with a new eye. Bring your camera (any kind) to the first class. All levels welcome. *Limit 6 students*

Instructor: David Fricke

Section 1: 8 Mondays, 4–5:30pm

1S: Apr 9–June 11 (no class Apr 16, May 28)

\$140

Teen Photo: The City and Ourselves
Ages 14–17 CC709

Stretch and take new approaches to your own self-portrait and the world around you, capturing what's familiar and surprising about your world while developing your photographic skills. Explore adventurous and subtle ways to capture the unique environments, patterns, people and relationships that define your world. Use your own camera and prepare to bring in 4" x 6" prints each week. *Limit 8 students*

Instructor: Robin Radin

Section 1: 8 Fridays, 4–6pm

1S: Apr 27–June 15

\$190

Summer Programs for Children

So much fun!

See photos from
last year on our
Facebook page.

Each program is one week,
Monday through Friday

Mornings: 9am-12pm

Afternoons: 12:30-3:30pm

Supervised lunch in between

Our Summer Programs for Children were a smash success last year. Model cities, racing cars, animal costumes, sound machines, stuffed animals and upside-down self-portraits are just some of the things kids made. Each week has new projects, new skills, new materials and creative fun. Our classes are small with lots of attention for each child. All levels are welcome. Each week is different; sign up for one or many.

Check www.eliotschool.org for details throughout the spring.



Cost per week: **\$190 for half day, \$340 for full day.**
Register for half or full days.

Week 1 June 18-22

Morning

| | |
|-------------------|-----------|
| Woodworking | Ages 6-8 |
| Rockets! | Ages 9-12 |
| Duct Tape Madness | Ages 9-12 |

Afternoon

| | |
|---------------------------|-----------|
| Duct Tape Madness | Ages 6-8 |
| Woodworking: Wooden Boats | Ages 9-12 |
| Fantastic Photography | Ages 9-12 |

Week 2 June 25-29

Morning

| | |
|----------------------------|-----------|
| Woodworking: Extreme Forts | Ages 6-8 |
| Giant Sculpture | Ages 9-12 |
| Mosaics & More | Ages 9-12 |

Afternoon

| | |
|----------------------------|-----------|
| Building Your Dreams | Ages 6-8 |
| Woodworking: Extreme Forts | Ages 9-12 |
| Comics | Ages 9-12 |

Week 3 July 2-6

(4 days. No class July 4. Cost for this 4-day week: \$140 for half day, \$260 for both halves)

Morning

| | |
|------------------------------|-----------|
| Woodworking: Scooters & More | Ages 6-8 |
| Sewing & Fashion | Ages 9-12 |
| Design & Build | Ages 9-12 |

Afternoon

| | |
|------------------------------|-----------|
| Art Zone | Ages 6-8 |
| Woodworking: Scooters & More | Ages 9-12 |
| Art Express | Ages 9-12 |

Week 4 July 9-13

Morning

| | |
|--------------------------|-----------|
| Art Zone | Ages 6-8 |
| Woodworking: Mini-Racers | Ages 9-12 |
| Jewelry | Ages 9-12 |

Afternoon

| | |
|--------------------------|-----------|
| Woodworking: Mini-Racers | Ages 6-8 |
| Rockets! | Ages 9-12 |
| Artists' Studio | Ages 9-12 |

Week 5 July 16-20

Morning

| | |
|----------------------------|------------|
| Woodworking: Parade Float! | Ages 6-8 |
| Art Express | Ages 9-12 |
| T-Shirt Madness | Ages 12-14 |

Afternoon

| | |
|----------------------------|------------|
| Art Zone | Ages 6-8 |
| Woodworking: Parade Float! | Ages 9-12 |
| Painters' Studio | Ages 12-14 |

Week 6 July 23-27

Morning

| | |
|--------------------------|------------|
| Art Zone | Ages 6-8 |
| Woodworking | Ages 9-12 |
| Photography: City & Self | Ages 12-14 |

Afternoon

| | |
|-----------------------|------------|
| Woodworking | Ages 6-8 |
| Fantastic Photography | Ages 9-12 |
| Comics | Ages 12-14 |



School Partnership Program

Art & Woodworking in Your Child's School

Our School Partnership Program sends artists and artisans out to teach woodworking and visual arts in schools throughout Boston, both after school and during the school day. This year, we will teach more than 1,100 children at local schools.

We design our excellent, affordable programs in response to each school's needs. We can merge art, woodworking and other crafts with hidden math, literacy, social studies, science and community service. Above all, we emphasize the pleasures of craftsmanship and creativity. Our students experience the joys of making things by hand, using their imaginations, building their skills and confidence, and taking creative risks. Classes can be as short as one session or as long as a year. We negotiate budgets that work for each school.

Roslindale Arts Initiative

Did you know that a third of Boston's public school students don't have art class each week? And for those who do, it can be a patchwork of music, drama and art. We believe all children should have access to great art education, and we are working to make that dream come true.

Our Roslindale Arts Initiative is a multi-year project. We are working with seven Boston Public Schools to create an arts education pathway for all Roslindale students in Kindergarten through Grade 8. Principals, art teachers, Parent Councils and community organizations are working together to share experiences, build skills and support, and find resources to keep great art classes in the schools. Exhibitions at Roslindale Open Studios in the fall and another local venue in the spring allow Roslindale's young art students to showcase their work. Stay informed: sign up for email announcements at www.eliotschool.org.

2011–2012 School Partners

Boston Public Schools

Boston Collegiate Charter School • Boston Teachers Union School • Conley Elementary School • Henderson Elementary School • Hurley Elementary School • Irving Middle School • Lee Academy School • Lee Elementary School • Mozart Elementary School • Murphy K–8 School • Neighborhood House Charter School • Philbrick Elementary School • Sumner Elementary School • UP Academy Charter School • Winthrop Elementary School • Young Achievers K–8 School

Other Schools & Programs

Big Sister Association • Boys & Girls Club at Sumner Elementary School • COMPASS School • Sociedad Latina

Volunteer with Kids

Give children your creativity and caring as a volunteer Teacher's Aide. Let our excellent teachers be your mentors. Perfect for Art Education students, recent graduates, retirees and people interested in exploring a new career or giving back to their community. Aides work one or more hours per week at partner schools in Dorchester, Roslindale, Roxbury, the South End and other Boston neighborhoods. Students may arrange internships for stipends and credit at ten or more hours per week.

To volunteer, contact Diane Ivey, Special Projects Coordinator: divey@eliotschool.org

Find out more. Go to www.eliotschool.org and select School Partnerships from the menu



Adult Classes

Woodworking, Furniture, Upholstery

Basic Woodworking I: Box AC474

An introduction to the fundamentals of woodworking. Start with a given plan and work it through to completion using hand and power tools. We cover shop safety, the properties of wood, interpreting a plan, cutting and milling stock and basic joinery, always stressing safe, effective use of tools. Because this class moves at a deliberate pace and qualifies students for Woodworking Open Shop, complete attendance is required. (Please see our policies on withdrawals online.) *Limit 8 students*

Instructor: Jeffrey Martin

Section 1: Tuesdays & Thursdays, 6:30–9:30pm
1S: Apr 3–19

Instructor: Joe Stanewick

Section 2: 6 Wednesdays, 9am–12pm
2S: Apr 4–May 9

Instructor: Matt Files

Section 3: 6 Saturdays, 3:30–6:30pm
3S: Apr 28–June 16 (no class May 26, June 9)

Instructor: Matt Files

Section 4: Wednesdays & Mondays, 6:30–9:30pm
4S: Weds, June 13–Mon, July 2
\$220

Basic Woodworking II: Stool AC740

You've made a box. Now take your basic skills one step further. Add the lathe, band saw, drill press and round mortise and tenon joints to your repertoire, and increase your comfort with table saw, planer and jointer. Introduce an element of your own design as well. Because this class moves at a deliberate pace, complete attendance is highly recommended. *Limit 8 students*

Instructor: Matt Files

Section 3: 6 Saturdays, 3:30–5:30pm
3W: Mar 3–Apr 7
\$220

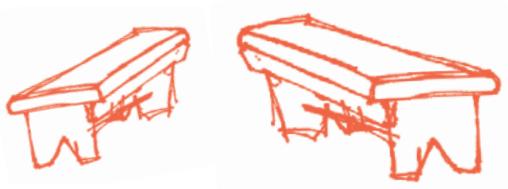
Basic Furniture Design AC359

Co-sponsored by Eastern Mass. Guild of Woodworkers

With pencil and paper and simple models, create an exceptional design for your next project. Work from concept to full technical drawings. Leave with a cut list, ready to build your project in the wood shop. Bring an idea to help jump-start the process, plus drawing supplies you are comfortable using. This class is a perfect bridge from Basic Woodworking to Woodworking Open Shop, and an excellent addition to your intermediate woodworking skills. All levels welcome. *Limit 8 students*

Instructor: Matt Files

Section 1: 8 Wednesdays, 6:30–9:30pm
1S: May 9–June 27
\$260



Woodworking Open Shop AC105

In this open workshop class, students design and construct projects of their choice. Expert instructors provide individual guidance on design, joinery, construction and finishing, based on individual student needs. Students also draw upon each other's expertise. Students often stay for multiple semesters, enjoying the camaraderie of the shop and progressing to more ambitious projects over time. Projects must be a manageable size; check first with instructors. *Prerequisite: Basic Woodworking or instructor's permission. Limit 14 students*

Instructors: Frank Pettorossi, Joe Stanewick, Jason Gordon

Section 1: 10 Mondays, 12–3pm
1S: Apr 2–June 11 (no class May 28)

Instructors: Joe Stanewick, Charlie Tardenico, Julio Fuentes

Section 2: 10 Mondays, 6:30–9:30pm
2S: Apr 2–June 11 (no class May 28)

Instructors: Frank Pettorossi, Jac VanLoon

Section 3: 10 Thursdays, 6:30–9:30pm
3S: Apr 26–June 28

Instructors: Frank Pettorossi, Joe Stanewick

Section 4: 10 Fridays, 9am–12pm
4S: Apr 13–June 15

Instructor: Frank Pettorossi

Section 5: 10 Saturdays, 9am–12pm
5S: Apr 14–June 30 (no class May 26, June 9)

Instructors: Frank Pettorossi, Joe Stanewick

Section 6: 10 sessions: Tuesdays & Thursdays, 6:30–9:30pm
6M: July 10–Aug 9
\$320

Hot Summer Cool Shop

Summer Intensives in Wood & Furniture

Immerse yourself in furniture. Set aside two to five summer days in our air-conditioned shop. Upholster a chair or build an elegant bench or end table from start to finish.

NEW Creative Box Making AW758

Co-sponsored by North Bennet Street School

Doug Stowe raises box making to an art. The author of *Simply Beautiful Boxes* and *Taunton's Complete Illustrated Guide to Box Making*, he has been making boxes with a passion since 1976. Making boxes requires greater precision than most general woodworking. Learn techniques to attain that precision, with a variety of sleds, miters, jigs, crosscutting, stop blocks, lids, hinges and joints. You will go home with an elegant box and many new skills. *Prerequisite: Basic Woodworking or equivalent experience. Limit 12 students*

Instructor: Doug Stowe

Section 1M: Saturday & Sunday, July 7 & 8, 9am–5pm

\$290. Materials: \$10–\$40 payable in class, depending on your choice of wood



Doug Stowe is also an inspired educator and advocate for shop class. Join us for a talk with Doug Stowe:

Wisdom of the Hands: Why We Still Need a Wood Shop

Friday, July 6, 7pm. Admission: Free

See details, page 13.

NEW Wood Turning Week: Bowls & Beyond

AW760

Co-sponsored by Eastern Mass. Guild of Woodworkers

Use the lathe to turn wood into functional objects and art—bowls, platters, sculptures and more. If you wish, add surface decoration with color, burning and other techniques. By spending a week with the lathe, you will rise to a new level of skill, no matter your starting point. All levels welcome. *Limit 6 students*

Instructor: Ken Lindgren

Section 1M: Monday–Friday, 10am–4pm, July 30–Aug 3

\$400. Materials including wood will be available for purchase in class.

NEW Maloof-Inspired Bench AC759

Sam Maloof was an icon of 20th-century artistry, making furniture known for its clean yet fluid lines. Spend a summer week making a Maloof-inspired one-person bench with a sculpted seat. As you continue to increase your comfort with basic tools, also learn to make plugged tenon joints, sculpt with rasp and spokeshave, and sharpen hand tools. Conclude with an oil-wax finish. *Prerequisite: Basic Woodworking or equivalent experience. Limit 6 students*

Instructor: Robert Worth

Section 1M: Monday–Friday, 9am–5pm, Aug 6–10

\$480. All materials are included.

Summer Upholstery Intensive AC711

Take a week off from your summer routine and spend it in our Upholstery workshop — just like our regular Upholstery class but offered in an intensive five days. Leave your work out in the shop and start each morning without having to set up. If you want to complete something this week, a small chair or ottoman is your best choice. Basic materials (except fabric) will be available for purchase in class. Leave yourself time for fabric shopping after Day 1. Take one week or two. All levels welcome. *Limit 8 students*

Instructor: Seymour Beckford

Section 1M: Monday–Friday, Aug 13–17, 9am–4pm

Section 2M: Monday–Friday, Aug 20–24, 9am–4pm

\$400 per week. Materials: \$35 payable in class

Shaker End Table AC710

Spend a summer week in our air-conditioned wood shop making a Shaker end table from start to finish. Start with raw lumber. Mill, plane and review safe use of hand and power tools. Construct legs and a drawer with handmade dovetail and mortise and tenon joints. If time permits, you may even have a taste of simple finishing or knob turning on the lathe. *Prerequisite: Basic Woodworking or equivalent. Limit: 6 students*

Instructor: Mario Rubio-Ospina

Section 1M: Monday–Friday, 9am–5pm, Aug 27–31

\$480. All materials are included.

Furniture Finishing & Restoration AC110

Co-sponsored by Eastern Mass. Guild of Woodworkers

Learn to restore and refinish, working on your own piece of furniture. We'll cover stripping, preparation, application of stains and final touches. Repair and reinforcement are addressed as needed. This class follows an open workshop format; the instructor gives individual guidance based on student needs. Students often stay for multiple semesters, enjoying the camaraderie of the shop and progressing to more ambitious projects over time. Bring your piece to the first class. Size is limited; no large dressers, sofas. All levels welcome. *Limit 14 students*

Instructor: Michael Gleason

Section 1: 10 Tuesdays, 6:30–9:30pm

1S: Apr 24–June 26

\$290



Seat Weaving, Caning & Rushing AC319

Learn various methods of seat weaving: hand-woven caning, fibre rushing, splint weaving and press caning. Restore antique chair seats or weave seats for furniture you have made yourself. No storage for this class; bring your piece to the first class and be prepared to bring it back and forth to class each week. All levels, all ages welcome. Note: This class is offered in Spring term only. *Limit 12 students*

Instructor: Ron Horion

Section 1: 8 Thursdays, 7–9pm

1S: Apr 5–May 24

\$200

Basic Upholstery AW607

Learn the basic elements of upholstery as you complete a simple footstool: webbing, springing (with coil springs and 8-way tying), padding, covering and stitching with a machine. This is a perfect prequel to our regular Upholstery class, if you want some skills before addressing your own furniture, though this class does not include stripping or repair. We will supply materials and coach you on purchasing your own fabric. *Limit 6 students*

Instructor: Seymour Beckford

Section 1: 6 Wednesdays, 6:30–9:30pm

1S: Apr 25–May 30

2S: June 6–July 18 (no class July 4)

\$270. Materials: \$40 payable in class

Summer Upholstery Intensive AC711

See box, pg. 11

Slipcovers AC741

Learn to make removable slipcovers by making one for a small ottoman we provide. (You won't take home the ottoman, but you will take home the skills.) Learn precise cutting, how to stitch welting and attach borders and skirting. If time permits, we will add cushions. *Limit 6 students*

Instructor: Seymour Beckford

Section 1: 6 Tuesdays, 9am–12pm

1S: Apr 24–May 29

\$210. Materials: \$25 payable in class

Upholstery AC116

Learn the art and craft of fine upholstery, working on your own furniture. Practice stripping, spring tie-off, covering, cushions and the use of materials and tools including sewing machines. This class follows an open workshop format; instructors give individual guidance based on student needs. Students often stay for multiple semesters, enjoying the camaraderie of the shop and progressing to more ambitious projects over time. Large chairs take more than one semester; beginners should start with a dining chair or ottoman. Bring your piece to the first class. All levels welcome. *Note: Storage is limited. No love seats, chaise lounges, sofas.*

Instructor: Seymour Beckford. *Limit 8 students*

Section 1: 10 Mondays, 9am–12pm

1S: Apr 2–June 11 (no class May 28)

Instructors: Paul DeVito, Jr. & Paul DeVito III. *Limit 12 students*

Section 2: 10 Tuesdays, 6:30–9:30pm

2S: Apr 24–June 26

Instructors: Paul DeVito, Jr. & Paul DeVito III. *Limit 12 students*

Section 3: 10 Wednesdays, 6:30–9:30pm

3S: Apr 4–June 6

Instructor: Seymour Beckford. *Limit 8 students*

Section 4: 10 Thursdays, 9am–12pm

4S: Apr 12–June 14

Instructors: Paul DeVito, Jr. & Paul DeVito III. *Limit 12 students*

Section 5: 10 Fridays, 6:30–9:30pm

5S: Apr 27–June 29

Instructors: Paul DeVito, Jr. & Paul DeVito III. *Limit 12 students*

Section 6: 10 sessions, Mondays & Wednesdays, 6:30–9:30pm

6M: July 9–Aug 8

\$300

Artisans who Teach

Join us for a series of talks with nationally known artisans who think deeply about teaching. Check locations at www.eliotsschool.org

Admission: **Free** Co-sponsored by North Bennet Street School

Doug Stowe Wisdom of the Hands: Why We Still Need a Wood Shop

Friday, July 6, 7pm

Woodworker and educator Doug Stowe embraces hands-on learning and the links between craftsmanship, intelligence and the development of character. He pulls together aspects of the Arts and Crafts, Do-It-Yourself and Manual Training movements, and argues for why we still need all three to provide direction in education. The talk is followed by a weekend Creative Box Making workshop. [See page 11.](#)

Beth Ireland Turning Around America Thursday, Sept 6, 7pm

Wood turner and sculptor Beth Ireland spent a year traveling across the United States in a van equipped with a mini workshop and a personal living space. She stopped at schools and centers, in small towns and big ones, places urban and rural, covering 25,000 miles and teaching over two thousand people how to turn wood. She has written, "I was just going to teach as many people as I could how to make a simple wooden object. It became so much more." Ireland travels to Central America this spring. She will speak about what she has learned on the road. The talk will be followed by a weekend turning workshop. See our fall catalog for details.

Wood & Furniture Workshops

Mortise & Tenon Joints ^{AW605}

Co-sponsored by Eastern Mass. Guild of Woodworkers

Mortise and tenon joints marry aprons to table legs, rails to stiles in cabinet doors, and so much more. Learn layout, cutting and gluing techniques to fabricate one of the strongest and most widely used joints in woodworking. This is a perfect follow-up to Basic Woodworking, and appropriate for intermediate and advanced students. You won't make a full piece of furniture in this workshop, but you can apply the skills you learn to your next project. *Limit 6 students*

Instructor: Joe Stanewick

Section 1: 3 Wednesdays, 9am–12pm

1W: Mar 7–21

\$110

NEW Finishing for Woodworkers ^{AW761}

Co-sponsored by Eastern Mass. Guild of Woodworkers

Learn the basics of fine finishing, including French polish, wax and oil, and more. See how different finishes alter the color of wood and how to finish both flat and joined surfaces. Understand proper use of finishing solutions and materials, including considerations involved in choosing non-toxic alternatives. Bring a small object you have made (box, stool), if you like. Otherwise, sample wood will be provided. *Limit 8 students*

Instructor: Michael Gleason

Section 1S: 3 Mondays, April 30–May 14, 10am–12pm

Section 2S: 3 Sundays, May 6–20, 11am–1pm

Section 3S: 3 Thursdays, May 24–June 7, 10am–12pm

\$100

Wood Turning: Bowls & Beyond ^{AW714}

Co-sponsored by Eastern Mass. Guild of Woodworkers

Use the lathe to make wooden bowls, platters, abstract sculptures and more. Start with pieces of tree limbs and trunks, make them round, and take off from there. Beginners will learn basic lathe techniques. Experienced students will advance to the next level at their own pace. Wood is provided in class; advanced turners may bring their own. No physical strength or previous woodworking experience required. All levels welcome. *Limit 6 students*

Instructor: Ken Lindgren

Section 1: 2 Sundays, 10am–4pm

1S: Apr 22 & 29

Section 2: 2 Wednesdays, 10am–4pm

2S: June 6 & 13

\$160. Materials: \$25 payable in class

Introduction to Inlay & Marquetry ^{AW713}

Co-sponsored by Eastern Mass. Guild of Woodworkers

An introduction to basic techniques of inlay and marquetry, broken down step by step. Marquetry embellishes wooden structures with decorative patterns cut from veneer of different colors and values. For inlay, patterns are formed with sections of cut wood. This workshop offers a basic knowledge of tools, materials and techniques, and gets you started on a piece of your own. You'll go home with a sample board or a panel with an inlaid border and a stab-cut marquetry bellflower—plus the knowledge to incorporate your new skills in your own projects. *Limit 12 students*

Instructor: Kevin Mack

Section 1M: Sunday, July 1, 10am–6pm

\$100. Materials: \$20 payable in class

Sewing, Yarn & Fiber Arts

Basic Sewing AC535

An introduction to the fundamentals of sewing. Start with a given plan and work it through to completion using hand and machine sewing. Learn how to use a sewing machine, choose and cut patterns, and use basic sewing terms, methods and tools. Completion qualifies students for intermediate and advanced sewing classes. Machines and materials will be provided. *Limit 6 students*

Instructor: Dora Cruz

Section 1: 6 Wednesdays, 6:30–9pm

1S: Mar 28–May 2

Instructor: Diane Vezeau

Section 2: 6 Tuesdays, 6:30–9pm

2S: Apr 17–May 22

Instructor: Carol Price

Section 3: 6 Thursdays, 9:30am–12pm

3S: Apr 26–May 31

Instructor: Carol Price

Section 4: 6 Tuesdays, 6:30–9pm

4M: July 10–Aug 14

\$180



“I LOVED the class, hope there are more to come. The Eliot School is one of the TOP reasons why I love living in JP.”

Intermediate Sewing: Beyond Basics AC716

Read patterns, choose and cut fabric expertly and make simple fitting adjustments. Move your sewing skills to the next level and gain confidence in letting your pattern influence your fabric choice. You’ll go home with a simple garment that looks great. Students may take this short course multiple times, advancing to more complex patterns. *Prerequisite: Basic sewing skills. Limit 6 students*

Instructor: Diane Vezeau

Section 1: 6 Tuesdays, 6:30–9pm

1S: May 29–July 3

\$180

NEW Intermediate Sewing: Alterations & Adaptations AC762

Learn to create new clothes from old ones. Alter an old garment to fit a new shape or to bring its design up to date. Or take apart a favorite garment that’s worn out and re-create it from scratch. Bring a garment to alter or adapt. *Prerequisite: Basic sewing skills. Limit 6 students*

Instructor: Dora Cruz

Section 1: 6 Wednesdays, 6:30–9pm

1M: July 11–Aug 15

Sewing Open Workshop AC222

In this workshop class, students make projects of their choice. The instructor provides guidance on design, construction and embellishment based on individual student needs, and students draw upon each other’s expertise. Students often stay for multiple semesters, enjoying the camaraderie of the sewing room and progressing to more ambitious projects over time. Note: No large draperies. *Prerequisite: Basic sewing skills. Limit 6 students*

Instructor: Carol Price

Section 1: 10 Wednesdays, 9:30am–12pm

1S: Apr 4–June 6

\$260

Slipcovers AC741

Learn to make removable slipcovers by making one for a small ottoman we provide. (You won’t take home the ottoman, but you will take home the skills.) Learn precise cutting, how to stitch welting and attach borders and skirting. If time permits, we will make some cushions. *Limit 6 students*


Instructor: Seymour Beckford

Section 1: 6 Tuesdays, 9am–12pm

1S: Apr 24–May 29

\$210. Materials: \$25 payable in class

“I couldn’t believe I was knitting on double-pointed needles by the end of the class!”



Basic Quiltmaking: Sampler Quilt AW187

Co-sponsored by Proper Bostonian Quilters Guild

Learn basic quiltmaking as you create a small sampler quilt. Each square uses a different machine or hand-sewing technique, such as strip piecing, half-square triangles and appliqué. Learn basic quilting terms and tools, including the use of rotary cutters and rulers. *Basic machine sewing skills required. Limit 6 students*

Instructors: Charlotte Halloran, Jeannette Tobin

Section 1: 8 Thursdays, 6:30–9:30pm

1S: Apr 12–June 7 (no class Apr 26)

\$180

Beyond Quilting AC746

Engage in a series of explorations with fabric. Start with various fabric bases (canvas, linen, muslin, cotton) and their reaction to dyes. Paint and print on fabric with stamps, blocks and stencils. Stitch and bind with traditional and non-traditional materials including embroidery floss, twine and wire. Finally, layer different kinds of fabric and create volume with stabilizers and stuffing. Finish with new ideas, techniques and inspiration to continue your own work. *Limit 6 students*

Instructor: Beverly Arsem

Section 1: 5 Thursdays, 6:30–9:30pm

1W: Mar 1–29

\$180. Materials: \$20 payable in class

Basic Knitting AC538

Co-sponsored by Boston Handmade

Learn the basics of casting on and off, choosing needles and yarns, knit and purl stitches, and how to read a pattern. Build skills quickly as you complete at least one project, a wallet or a multi-colored hat. *Limit 8 students*

Instructor: Diane Ivey

Section 1: 6 Sundays, 2–4pm

1S: Apr 29–June 24 (no class May 13, May 27, June 10)

\$170

Intermediate Knitting AC588

Co-sponsored by Boston Handmade

Build on your skills as you make a pair of socks and one other item. *Limit 8 students*

Instructor: Diane Ivey

Section 2: 6 Thursdays, 10:30am–12:30pm

2S: Mar 1–Apr 5

Section 3: 6 Sundays, 2–4pm

3M: July 1–Aug 12 (no class July 29)

\$140

Advanced Knitting AC700

Co-sponsored by Boston Handmade

Practice your knitting skills in a small, congenial group. Make a sweater of your own design. *Limit 8 students*

Instructor: Diane Ivey

Section 1: 6 Sundays, 1–4:30pm

1W: Feb 26–Apr 1

Section 2: 6 Thursdays, 9am–12:30pm

2S: Mar 1–Apr 5

\$190

Reuse
Repurpose
Upcycle

Go Green!

Our Green Craft Initiative encourages creative ways to reuse and recycle, making old things new. You'll find Green Crafts throughout our catalog.



Furniture Finishing & Restoration • Seat Weaving
Upholstery • Basic Quilting • Beyond Quilting
Rag Rugs • Assemblages with Found Objects

Knitting Open Workshop AC757

You've learned basic knitting, and you may have made mittens and a hat. Take your skills to the next level and bring a project of your choice. Gain support and added techniques in an open workshop setting where instructor and students support each other as you create and finish your projects. *Prerequisite: You must know long-tail cast-on, knit stitch, purl stitch, binding off, and how to read a pattern. Limit 8 students*

Instructor: Diane Ivey

Section 1: 6 Sundays 12–2pm

1S: May 6–July 1 (no class May 13, May 27, June 10)

2M: July 8–Aug 19 (no class July 29)

\$130

Fiber Arts Workshops

NEW Felted Beads & Baubles AW763

Make felted beads, flowers and lariats using merino wool roving and silk, components that can be used in colorful, elegant, lightweight jewelry. You will also learn simple beading techniques. If you don't finish a piece in class, you will go home with all the components and directions to complete it at home. *Limit 8 students*

Instructor: Barbara Poole

Section 1S: Sunday, Apr 15, 10am–4pm

\$90. Materials: \$25 payable in class

“I liked the whole experience.
It was great!”

NEW Lace Cowl AW781

Introduce yourself to knitting lace with an easy cowl. Made in the round on large needles with bulky yarn, it knits up fast. Learn how to read a lace pattern, both written out and in chart form, how to increase and decrease, and how to block out the finished product. Gain tips on keeping your place and correcting errors. *Prerequisite: Basic knitting skills; you must know how to knit and purl. Limit 6 students*

Instructor: Rebecca Hunt

Section 1S: Saturday, Apr 21, 9:30am–1:30pm

\$50. Materials: \$5 payable in class. Yarn will also be available for purchase in class.

Hand Embroidery AW721

Explore the beauty and versatility of hand needlework. Make your own personal sampler with traditional and modern embroidery stitches, and experiment with creativity. Learn a variety of techniques and be exposed to contemporary interpretations of the tradition so you can make your own unique works of art. We will have plenty of time for group and individual stitching. *Limit 8 students*

Instructor: Joetta Maue

Section 1S: Sunday, May 6, 2:30–5:30pm

\$50

NEW Hand Appliqué AW764

Appliqué, a process of cutting, layering and sewing cloth to create pictures, can serve as an illustrative device, a form of collage, or even a pathway to three dimensions. Learn basic techniques to create appliquéd images and forms, then begin to explore how to go further, take risks and court the unexpected. *Limit 8 students*

Instructor: Joetta Maue

Section 1S: Saturday, June 16, 10am–3pm

\$80

Rag Rugs AW613

Bring recycled clothing or scraps of old fabric, cut them into strips and crochet them into a small, 2-foot-wide rug. Crochet hooks will be provided for use in class. *Limit 8 students*

Instructor: Allison Krzanowski

Section 1S: Saturday, June 23, 10am–3pm

\$80

NEW Hand-Painted & Naturally Dyed Yarn AW765

Co-sponsored by Boston Handmade

Dye your own yarn. Learn how to hand-paint yarns with food coloring and Kool-Aid. Learn the history of natural dyes and experiment with sample dyes made from vegetables, seasonings, tea and coffee from your local grocery. Fun, beautiful and easy to repeat at home. Dress to get messy. *Limit 8 students*

Instructor: Diane Ivey

Section 1S: Saturday, June 30, 9am–5pm

\$100. Materials: \$10 payable in class



Gift Certificates

Give a gift of creativity for birthdays, anniversaries or holidays. Gift certificates are available in any amount and may be redeemed any time during the year.



Book & Paper Arts Workshops

Case Binding AW622

This elegant and sturdy hardcover binding is perfect for blank journals. Start with some simple skills (gluing, folding, etc.) and over the two class sessions make one beautiful book. *Limit 8 students*

Instructor: Jennifer Erin Hughes

Section 1W: 2 Sundays, Mar 11 & 18, 1–5pm

\$80. Materials: \$20 payable in class

NEW Leather-Bound Coptic Journals AW766

This simple, elegant, exposed-spine, sewn book dates back to the 2nd century AD. Learn the basics of coptic binding to create a beautiful leather-covered blank journal. *Limit 8 students*

Instructor: Jennifer Erin Hughes

Section 1S: Sunday, Apr 1, 1–4pm

\$40. Materials: \$15 payable in class

“I loved that we immediately got into hands-on work and that we finished several books. The teacher answered questions knowledgeably and was able to help everyone complete their books.”



NEW Scaleboard Bindings

Presented by North Bennet Street School

Julia Miller explores structures and materials used in American scaleboard bookbinding from the 1680s through the 1840s. Her work helps librarians and historians identify and describe these historical objects. The talk takes place at North Bennet Street School in association with a weekend workshop led by Miller.

Thursday, April 26, 6–8pm

Admission: Free. Seating is limited.

Advance registration suggested: www.nbss.org

NEW Artful Polish Paper Cutting (Mother's Day Cards) AW373

Make lovely, intricate designs with overlapping layers of colored paper, based on traditional Polish cut-paper collage. These lively, colorful stars, birds, flowers and abstract shapes make beautiful Mother's Day cards. While this workshop is designed primarily for adults, children ages 8 and up are welcome accompanied by an adult.

Limit 10 students

Instructor: Laura Evonne Steinman

Section 1S: Sunday, Apr 29, 3–6pm

\$40. \$60 for adult/child pair. Materials: \$5 per person, payable in class

Private Lessons

Learn one-on-one with a master teacher. Catch up on basics, practice difficult skills, master advanced techniques, work out solutions to tricky problems, finish a project. A gift certificate for private lessons makes a perfect birthday, anniversary or holiday gift. Contact us for prices and schedules.

NEW Portfolios AW768

Make one or more elegant, cloth-covered, lined portfolio folders, useful for storing and presenting photographs, drawings, memorabilia and more. *Limit 8 students*

Instructor: Jennifer Erin Hughes

Section 1S: Sunday, June 24, 10am–1pm

\$40. Materials: \$10 payable in class

NEW Book Making for Teachers AW769

Especially for educators: Learn some simple bookbinding techniques that can be incorporated into a variety of K–12 classroom projects. *Limit 8 students*

Instructor: Jennifer Erin Hughes

Section 1S: Sunday, July 8, 1–5pm

\$40. Materials: \$10 payable in class

Drawing & Painting

Beginning Drawing AC725

For people who haven't drawn in a long time or want to get started. Visit the basics of composition, gesture, line, texture and tone. Working from still lifes, experiment with a variety of drawing mediums and approaches. Examples from art history will open your eyes to drawing's vast range. Soon you'll be drawing with pleasure, confidence, accuracy and expression. *Limit 10 students*

Instructor: Edie Read

Section 1: 10 Tuesdays, 9:30am–12pm

1S: Apr 10–June 12

\$270

Section 2: 6 Mondays, 6:30–9pm

2M: July 2–Aug 6

\$180

Intermediate Drawing AC770

Designed for students who already have a grasp of basic drawing techniques, this class goes deeper into form, structure and expression. Using charcoal, start with still lifes and progress to live figure drawing. *Limit 10 students*

Instructor: Julie Martini

Section 1: 10 Wednesdays, 7–9:30pm

1S: Apr 11–June 13

\$300. Includes model fee.



Drawing for Comics & Cartoons AC727

Hone your drawing skills and advance your personal style. With tools and tricks used by cartoonists and illustrators, create memorable characters: humorous, heroic and anything in between. Set a scene, create drama and deliver a punch line in a single image or sequentially. Get the most out of your pencil sketches, then finish them off with ink and markers. *Open to teens and adults. Limit 8 students*

Instructor: Jerel Dye

Section 1: 8 Mondays, 7–9:30pm

1S: Apr 23–June 18 (no class May 28)

\$230

NEW Illustrated Journal AC771

Create an illustrated journal based on experiences from your personal life. Use collage and drawing. Incorporate writing, photocopies, photographs and other two-dimensional elements. Absorb principles of storytelling, narrative, composition and visual presentation. In the final, optional session, bind your pages into a handmade journal with a cover of your own design. *Limit 6 students*

Instructors: Cindy Arias & Dahlia El-Shafei

Section 1: 7 Thursdays, 6:30–9pm

1M: July 5–Aug 16

\$220



“We had a great teacher, passionate about what he taught....He figured out where we were talent-wise, then worked with us individually to improve our skills.”

Watercolor Painting AC387

Learn to understand and mix colors, handle paint and water, and choose paper and brushes. Working from still lifes, practice gesture and composition, realistic representation and abstract design. Emphasis is given to perfecting a feel for the medium to achieve a range of effects. All levels welcome. *Limit 12 students*

Instructor: Sean Dunstan-Halliday

Section 1: 6 Wednesdays, 6:30–9:30pm

1M: July 11–Aug 15

\$200

Painting Basics AC561

Explore basic painting techniques with exercises in specific fundamentals, using acrylics, with examples from art history. We'll include realist painting, with observation of still life and landscape, and experiment with expressive, abstract and imaginative styles. All levels welcome.

Limit 10 students

Instructor: David Sturtevant

Section 1: 6 Thursdays, 6:30–9pm

1M: July 5–Aug 9

\$180

NEW Painting from Western Traditions:

Part I AC772

Learn painting through a study of Western traditions. Begin by experimenting with techniques of early Italian painters and move through major movements and developments of art history to Impressionism and Post-Impressionism. We'll offer Part II in the fall. All levels welcome. *Limit 10 students*

Instructor: David Sturtevant

Section 1: 8 Mondays, 6:30–9pm

1S: Apr 2–May 21

\$250. Tuition includes model fee and visit to the Museum of Fine Arts



Painting: Skills & Expression AC756

Grow as a painter through exercises using acrylic paint that combine skill-building and expression, 'connecting with your muse.' All levels welcome. Beginners will learn how to prepare a surface and mix colors, and will benefit from seeing more advanced students' work. Advanced students will increase skills and develop personal expression. *Limit 10 students*

Instructor: Lucilda Dassardo-Cooper

Section 1: 10 Wednesdays, 10am–12:30pm

1S: Apr 4–June 6

\$280

“I took a class with my mom, and we both had a fantastic time. We looked forward to coming to class each week and were delighted to see how everyone’s progress was coming along. We are definitely looking forward to see what else we want to take next.”

Acrylic Painting AC595

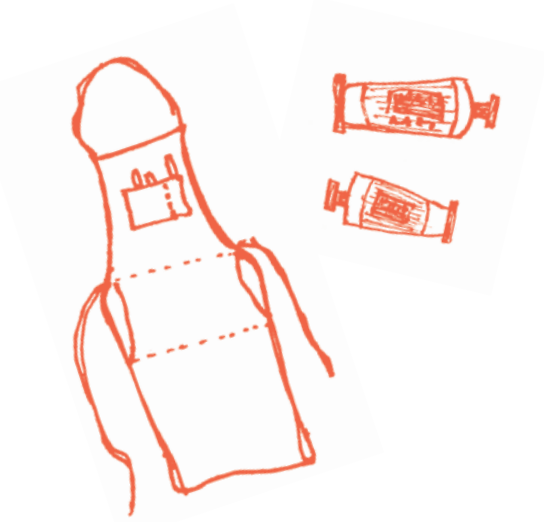
Push the boundaries of your painting in a comfortable setting. Work each week from a still life or model, moving from representation toward expression. Begin with observation, practice drawing, and arrive at creative and satisfying paintings. Learn some color and composition theory along the way. All levels welcome. *Limit 12 students*

Instructor: Pablo Friedmann

Section 1: 8 Saturdays, 9:30am–12:30pm

1S: Apr 7–June 2 (no class May 26)

\$320. Includes model fee.



Drawing & Painting Workshops

Figure Drawing — Drop-In (all levels) OW109

Use any medium and work from a different live model each week. Make use of the instructor or draw on your own. All levels welcome. Bring your own materials.

Instructors: Wayne Kleppe, Brigid Watson

Ongoing: Every Tuesday except holidays and weather emergencies, 7–9pm

\$15 per session, payable at the door. No pre-registration required.

\$100 for a pre-paid 8-session coupon.

Figure Drawing Intensive AW559

Immerse yourself in drawing with a dynamic and popular teacher who will bring out your best. Using any media, draw from a live model and see the subject and your own work with new inspiration. In July, go super-intense and draw for a full day or two days in a row. *Limit 12 students*

Instructor: Robert Siegelman

One Sunday each month, November through April, 1:30–5:30pm

Section 5W: Mar 4

Section 6S: Apr 1

\$80 each. Includes model fee.

Section 1M: Saturday, July 21, 10am–4pm

Section 2M: Sunday, July 22, 10am–4pm

\$130 each. Includes model fee.

Take both 1M and 2M and pay only \$240

Short & Sweet Draw for a Day

Too busy for a weekly class?

Want the energy of new ideas?

A fun and welcoming environment?

A fabulous artist as your guide?

Try a one-day drawing workshop!

NEW Creative Drawing AW757

Use mark making, text, scribbling and doodling, large paper and colorful materials. Play with texture, color, symbols, shapes and lines. Explore your tools and abandon rules. Enjoy an atmosphere free of judgment to tap your imagination and make art for a day. *Limit 8 students*

Instructor: Ifé Franklin

Section 1S: Sunday, April 15, 10am–3pm

\$60. Materials: \$5 payable in class

NEW Drawing in the Moment AW773

Develop intuitive drawing techniques that emphasize color and motion. Work from life, using simple objects as a springboard for lively, beautiful expression. Work on multiple drawings at once, and gain fluidity with line, gesture, color, opacity and transparency. *Limit 8 students*

Instructor: Elisa Hamilton

Section 1S: Sunday, May 20, 1–5pm

\$50. Materials: \$5 payable in class

NEW Experiment with Ink AW774

Full of fluidity and contrast, ink drawings encourage experimentation and discovery. Play with a variety of inks, brushes, pens, sticks and papers, and come home with a sheaf of drawings.

Instructor: Haley Farthing

Section 1S: Sunday, June 3, 10am–4pm

\$70. Materials: \$5 payable in class

NEW Intensive Observation: Look, See, Draw! AW775

Deepen your ability to look, see, visually analyze the world around you, and pursue new possibilities in drawing. Draw intensively for three afternoons: two from a model and one from artworks at the Museum of Fine Arts. Come prepared to exercise concentration, stamina and openness. Open to beginning and advanced artists. *Limit 8 students*

Instructor: Julie Martini

Section 1M: Friday–Sunday, Aug 10–12, 10am–2pm

\$180. Includes model fee plus a visit to the Museum of Fine Arts

“I loved going to the museum and drawing there. The teacher is fantastic, both supportive and really helpful.”

Show the Art You Make: UFORGE Gallery Workshops



UFORGE Gallery cultivates a creative, inclusive arts community with assignment-based, non-juried exhibitions and events. We are proud to collaborate on this new workshop series.

Each workshop in the series ties to an exhibition theme. Take a UFORGE workshop, and the art you make will be in the matching show, with an opening, possibly even reviews and sales. The workshops take place at the gallery, located just around the corner from the Eliot School.



uforgegallery.com

For an exhibition schedule, go to www.uforgegallery.com

Exhibition: **Unseen** | April 2012

Documenting American Communities: Space & Place ^{AW777}

Immerse yourself in the theory and practice of documentary photography. Choose a community (broadly defined) and begin a documentary photographic study of it. Examine and discuss a number of classic and contemporary documentary works, while emphasizing your own. Bring your own camera (any kind) and be prepared to make prints outside of class. *Limit 8 students*

Instructor: Chris Fowler

Section 1W: 4 Tuesdays, 7–9pm, Feb 21–Mar 13

\$170. Gallery fee: \$35 payable in class

Exhibition: **Manipulation** | June 2012

Mixed Media Manipulations ^{AW778}

Start by looking at ways that artists have manipulated master works to create their own art. Using Vik Muñoz's peanut butter and jelly Mona Lisa or garbage dump portrait of Venus as inspiration, seek out unexpected materials with which to recreate a masterpiece. Final projects may be 2-D, sculpture or photographic. *Limit 8 students*

Instructor: Maggie Carberry

Section 1S: 4 Tuesdays, 7–9pm, May 1–22

\$140. Gallery fee: \$35 payable in class

Exhibition: **Spectrum** | July 2012

Painting the Subconscious ^{AW779}

Explore a process in which you tap into your creative subconscious. Guided by demonstrations, prepare and complete two paintings, with a 30-minute group discussion at the end of the course. *Limit 8 students*

Instructor: Brian Crete

Section 1S: 4 Wednesdays, 7–9:30pm, May 30–June 20

\$170. Gallery fee: \$35 payable in class

Exhibition: **Stories** | August 2012

Assemblages with Found Objects ^{AW516}

Prepare to make an assemblage that tells a story. Look at work by Joseph Cornell, Amy Hitchcock and other contemporary artists. Discuss how to construct narrative with found objects. Then learn techniques for making your assemblage: how to choose a perfect box, where to find supplies, gluing techniques and more. Section 2M is a brief talk and demonstration; you will leave ready to make your assemblage at home. In Section 3M, you will complete your assemblage over four days. *Limit 6 students*

Instructor: Amy Hitchcock

Section 2M: Tuesday, June 19, 7–8:30pm

\$50. Optional gallery fee: \$35 payable in class

Section 3M: 4 Saturdays, 9:30–11:30am, June 23–July 14

\$140. Gallery fee: \$35 payable in class

Prints & Photographs

NEW Japanese-Style Wood Block Prints AW780

Japanese wood block printing dates to the 17th century. Called *ukiyo-e*, these ‘pictures of a floating world’ depicted all parts of daily life. This non-toxic medium allows for subtle transparent color washes, painterly color gradations, detailed textures and unique images. Carve 8"x10" wood blocks and ink them with watercolors and *nori* paste. Take home several multi-color prints on Japanese paper. Bring sketchbooks, photos and other inspirations to the class. *Limit 8 students*

Instructor: Lisa Houck

Section 1S: Saturday & Sunday, June 23 & 24, 10am–3pm
\$130. Materials: \$30 payable in class

Basic Photography: Taking Better Pictures AW451

Understanding photography’s basics is essential to making great images. Start with basic photographic principles and camera controls and expand to composition, color theory and issues of visual perception. Bring your camera (any kind) to the first class. *Limit 10 students*

Instructor: Cristina Hajosy

Section 1: 6 Mondays, 9:30am–12pm
1S: Apr 16–May 22

Section 2: 6 Mondays, 7–9:30pm
2M: July 2–Aug 6
\$180



Photographing People: From Home to the Street AC731

Elevate the visual and conceptual qualities of your photographs. Photograph people in a variety of situations, and transform those moments into universal, resonant truths. With a new assignment each week, photograph in both new and familiar situations to capture a broad range of the human experience. Bring your own camera (any kind) and prepare to bring in 4" x 6" prints each week. *Limit 10 students*

Instructor: Robin Radin

Section 1: 8 Mondays, 7–9pm
1S: Apr 23–June 18 (no class May 28)
\$180

Nature Photography Workshop AW563

Co-sponsored by the Arnold Arboretum

Deepen and improve your photographs of nature in this half-day workshop, a one-hour slide talk followed by hands-on experience in the Arnold Arboretum at one of the most beautiful times of year, soon after Lilac Sunday. You’ll start early to take advantage of morning light. Improve your use of composition, color, light, focus and depth of field. Bring your camera and manual and familiarize yourself with the operation of your camera prior to the workshop. Class meets at the Arboretum. *Limit 10 students*

Instructor: Erik Gehring

Section 1S: Saturday, May 12, 8–11:30am (rain date: May 19)
\$70

Other Crafts

NEW Glass Fusing AW452

Learn glass fusing basics and create two beautiful, colorful, usable objects to take home. With colored glass, powders and beads, design and make a small dish and an 8-inch plate or bowl. Firing takes place outside of class; your pieces will be ready to pick up a week later. *Limit 12 students*

Instructor: Michel L’Huillier

Section 1S: Sunday, Apr 1, 10am–12pm
Section 2S: Wednesday, May 30, 10am–12pm
\$40. Materials: \$85 payable in class

Assemblages with Found Objects AC516

Discarded wood, sewing notions, vintage toys and family snapshots—combine objects like these with glue and ingenuity to make an evocative 3-D assemblage. With a master assemblage artist, create new meanings by recombining old objects both cherished and banal. The two UFORGE sections offer the opportunity to include the work you produce in a gallery exhibition. Section 2M is a brief talk and demonstration. All levels welcome. *Limit 8 students*

Instructor: Amy Hitchcock

Section 1: 3 Sundays, 10am–2pm
1S: April 22–May 6
\$160

Also note 2 sections in our UFORGE Gallery series, page 21:

Instructor: Amy Hitchcock

Section 2M: Tuesday, June 19, 7–8:30pm
\$50. Optional gallery fee: \$35 payable in class

Section 3M: 4 Saturdays, 9:30–11:30am, June 23–July 14
\$140. Gallery fee: \$35 payable in class

Donors

Tuition does not cover all our costs. We depend on our generous donors to sustain our programs and our building. Ask us for details.

John Eliot Society and 1676 Society

Anonymous, Nina Calabresi & Bob Oldshue, Katherine Chaurette & Martin Thomson, Kathy & Bob Cunha, John-Paul Ferguson, Jennifer & Will Fulton, Charlotte & Kurt Hemr, Mimi & Hylton Jolliffe, Bonita Mitten, Nicole & Terrence Murray, Abigail Norman, Rebecca Norman, Laura & Robert Peabody, Dana Rashti, Joy Silverstein

Artisan Guild

Anonymous, Janet Ali & Bill Coady, Constance Cervone & Janet Deegan, Calvin Cohen & David Turner, Steven Cohen & Bruce Withey, Amanda Deane & Jonathan Bush, Lori & Andrew Deane, Randal Engelmann, Lee & Jack Englert, Charles & Judith Hoos Fox, Ann Gabhardt & David Friedman, Caroline & Ralph Gakenheimer, Bill Greene, Mary Horst & David Buchanan, Marsha Kaminsky & Aaron Krakow, Laura Kandziolka, Melissa & Joseph LaFiura, Marilyn Mase & Rick Dunfey, Susan & Robert Mayer, Bonnie McBride, Anne McHugh & Howard Shrobe, Anne Craig McNay & Colin McNay, Margaret Norman, Leslie & Ken Pucker, Elaine & Chris Scales, Stacy Segall & Todd Shapiro, Susan Siebert & Bart Mitchell, Mary Smoyer, Arlene Snyder & Paul Rabin, Barbara & Stephen Twohig, Martha & Thomas Welch, Jerry Wheelock, Henry Yager

Good Neighbor Fund

Catherine Amory & Charles DeKnatel, Anonymous, Beverly Arsem & Tom O'Malley, Janine Ault, Lewis Baer, Myrna Balk & Ramon Greenberg, Joseph Bamberg, Elizabeth Barringer,

Michael Bentinck-Smith, Ann Bevan Hollos, Marjorie Bigham, Alex Bowers & James Liu, Helen & Andrew Braun, Razan & Robert Brooker, MariKim & Bruce Bunnell, Geoffrey Chasin, Sally Cheek & Linda Lesyna, Kathy Clancy, Liane Crawford, Diane Davis & Bish Sanyal, Angela DePace, Nancy Doherty, James Dorsey, Joan & William Dunfey, Rita Dunpace & David Rosen, John Earley, Susan & William Elsbree, Douglas Evans, Emily Feinberg & Robert Restuccia, Peggy O'Neal Files, Vivienne Frachtenberg, Pamela Frank, Linda Garbus, Antonio Garcia-Meitin, Carol & Steve Garfield, Ellen Gibson, Jeff Giles & D. Gary Griffith, Brigitte & Maarten Henkes, Beverly Heywood Rogers in honor of Paul Levy, Helen Hummel, Paul Iantosca in honor of Alisa Iantosca & Ann Anderson, Lilly Johnson in memory of Erick Arthur Johnson, Alex Kapitan in honor of Mary Ann Youther & Christine Crocamo, Esther Kaplan, Karen Kefalas & Susan Harvey, Donald Kelley, Leslee & Tom Kiley, Anna Koon, Gregory Kornbluh, Kate LaPine & Charles Wibiralke, Kellyn Lemmon, Sheryllyn Levy, Blyth & Charles Lord, Linda Marino & Collins Allen, Carole Mathieson & John Ippini, Anne McCaffrey, Elizabeth McCrank, Ronald Miller, Margaret & Kevin Moloney, Marilyn Morrissey in honor of Dr. Jim Ryan, Catherine Moskofian in memory of Vivian Moskofian, Mary Murphy, Jean O'Leary & Laura Barr, Jay Perrault in honor of Joe Stanewick, Margaret & Frank Pettorossi, Helen Pillsbury & Paul Tomkavage, Patricia Perone & Orson Moon, Rebeca Plank, Marie & Terry Power, Rachel & Timothy Power, Tammy Calner– Pullman, dedicated to good teachers in the name of Gloria & Keera Pullman, Jan Quiram & Jim Kilmurray, J. Kevin Reilly, Ellen Remmer & Christopher Fox, Barbara & Wayne Rhodes, Martha & Paul Rizzoli, Jerry Rodgers, Tom Rose, Nancy Routh, Antoinette Russell & Louis Bailey, Chris & Charles Sandler, Susan Sargent & David Taylor, Sanem & Onur Sergici, Gail Serra in honor of Paul Levy, Andrea Sewall, Snehal Shah & Robert Boxer, Nancy Shaich, Robert Shortleeve, Janette Skrasek in honor of Alicia Powell & Marvin Wang,

Paul Sofuolis, Bonnie & Ian St. Germain, Sandy & Joseph Stanewick, Jane Staunton & Max Nibert, Jean & Lawrence Sullivan, Joan & Harold Thomas, Melvin Tutiven, Maria Vitagliano, Heidi Whitman & Bob Mathews, Barbara & John Wicker, Annie Wong & Wayne Chin

Other Donors

Shana Alexander in honor of Judy & Mike Alexander, Anonymous (2), Anonymous in honor of Cindy Arias, Roberta Apfel & Bennett Simon, MaryGrace & Peter Barber, Rhea Becker, Amy Belliveau, Elaine Berteletti, Phyllis Bluhm, Terry Boutelle, Rudolf Brautigam, Daniel Bumagin, Frank Burns, Sarah Callahan, Susan Caplan, Rita Casey, Cosimo Celona, Pattie Chase, Susanne & Vinny Chiang, Elizabeth Choi & Michael Rothman, Lain Coryell, Susan & Michael Cranmer, Ruth Culleton, Pat Daley, Deirdre & Jamie Day, Kimberly & Mark DeVeau, Judith Dillman, Darlene Donovan, Alan Drabkin, Eric Dupont, Judith Dzyak, Gail English & Andrew Haines, Braulio Felipe, Sandra Fenton, Sarah Freeman & Sam Sherwood, Gunther Fritze, Brian Gallagher, Michael Gleason, Dorothy Gunther, Mary Beth Hardy & Neal Merbaum, Elizabeth Hastie in honor of Beth Hastie, Julie & Kevin Hayes, Louise Herman, Curdina Hill, Amy Hitchcock & Glen Hawkins, David Howse, Shelley & Carlos Icaza, Carolyn & Tim Ingles, Marie Jules, Edward Keane, Thomas Keydel, Donna Kray, Rita Lee, Ken Lindgren, Alice Liu in honor of Eliot Mei Wong, son of student Zi Fang Mei, Aida Lopez, Rosa Lopez, Robin Maltz in honor of Jeremy Maltz, Virginia & Keith Marcotte, Patricia & Ramon Martin, Edward McLaughlin, Sarah McManus, David Mittell, Jr., Sandra & Michael Molinari, Martha Moor, Steven Muller, Jeanette Murphy, Chetna & Timothy Naimi, Cristina Nelson, Ann Niederkorn & Esther Leidolf, Tony Nunes in honor of David Brian Nunes, Karen Ann Victoria O'Brien in honor of Stasia O'Brien, Olivia Ongaigui, Matthew Osborn, Maggie Patterson, Richard Pepp, Joyce Perkit & Pete Chamberlain, Greg Pierce, Adrienne Randolph, Audrey Richardson & Andrew Delaski, Merav &

Jhonathan Rosen, Ted Rybeck, Laura Simmons, Diane & John Spears, Teresa Spillane & Larry DiCara, Sandra Storey, Margaret Suby & David Dorney, Zoe Susice, Marilu Swett & Carl Spector, Patricia Thomas, Genie Thorndike, Lynn Tibbets & Robin Benton, Christine & Jeff vanDoren, Sonya Vaziri, Lynn Waskelis & Tim Newell, Belinda & Michael Wasser, Barbara Watkins, Anjanette & Sean Willems, Martella Wilson-Taylor, Elizabeth Wylie, Ellen Zellner, Linda & Jerrold Zindler

Funders

Anonymous
Boston Cultural Council*
BPS Arts Expansion Fund at EdVestors
Baltimore Community Foundation:
916 Foundation Fund
Blue Hills Bank Charitable Foundation
The Boston Foundation:
Action Fund
Remmer-Fox Family Fund
Vision Fund
Clipper Ship Foundation
Harvard Pilgrim Health Care Foundation
George Hovey Fund of the City of Boston
Jockers Family Foundation
Linde Family Foundation
Massachusetts Charitable Mechanic Association
Massachusetts Cultural Council*
Mt. Washington Bank Charitable Foundation
Murray Family Charitable Foundation
State Street Foundation:
GiveMore Program
John H. & H. Naomi Tomfohrde Foundation



**This program is supported in part by grants from the Massachusetts Cultural Council, a state agency, and from the Boston Cultural Council, a municipal agency which is supported by the Massachusetts Cultural Council.*

Business Supporters

Please support the local businesses that support us. Our business supporters create a thriving Jamaica Plain and an active community of artisans and artists.

Craftsmen, Builders, Artists & Architects

Ace Creative Graphic Design
BurnsDesign
Eastern Massachusetts Guild of Woodworkers
Charles Fox Architect
Gleason, Hendrick & Devine Woodworking
Horst Buchanan Architects
Jamaica Plain Artists Association
Mass Property Solutions
Scales Architecture
UForge Gallery

Food & Drink

Amir's Natural Foods
Ban Chiang House
Blanchard's Wine & Spirits
Boston Beer
City Feed & Supply
Fiore's Bakery
Galway House Restaurant & Bar
Harvest Co-op Market
JP Licks
Nibbles Catering
Roche Brothers

Woodworking & Art Supplies

Artaic-Innovative Mosaic
DB&S Lumber
Downes & Reader Hardwood Co.
Yumont True-Value Hardware

Other Local Businesses

Arborview Development Corp.
Blue Hills Bank
BMS Paper
Boing! JP's Toy Store
Centre Cuts Salon & Day Spa
Classic Cleaners
Cobwebs
Coldwell Banker Hunneman
Eastern Bank
Ferris Wheels Bike Shop
F.L. Putnam Investment Management Co.
Fresh Hair Salon
Hyde Park Savings Bank
ITA Software
Jamaica Plain Historical Society
Jamaica Plain Tuesday Club
JP Flea
Laurie McKeown, Attorney at Law
Mann & Rodgers Funeral Home
Morrison's Auto Rite
Mt. Washington Bank
Murdock Mail
My Brother's Keeper
NE Air
The Power Company
Puritan Press
Red Sun Press
Sanzone & McCarthy, LLP
Taylor House B&B



Staff

Abigail Norman, Director
Charles Sandler, Superintendent
Jean O'Leary, Assistant Director
Nicole Murray, Director, School Partnership Program
Diane Ivey, Special Projects Coordinator
Robert Worth, Coordinator, Summer Program for Children
Cindy Arias, Office Assistant

Advisory Council

Jessica Burko, Boston Handmade
Cornell Coley, Coley Communications
Sheena Collier, Collaborative Communications Group
Bob Cunha, Market Metrics
Lee Englert, Steppingstone Foundation
William Henderson, Henderson Elementary School (retired)
Curdina Hill, City Life/Vida Urbana, Clearways to Freedom
David Howse, Boston Children's Chorus
Carolyn Ingles, Shattuck Hospital
David Lapin, Community Music Center of Boston
Paul Levy
George Mallett, Artists for Humanity
Kathleen Marsh, Boston Arts Academy
Farzana Mohamed, Massachusetts Institute of Technology
Laura Peabody, Esq., Harvard Pilgrim Health Care
Sandra Storey, Jamaica Plain & Mission Hill Gazettes (retired)
Nina Vansuch, Summer Boys & Girls Club
Thomas Welch, Thomas F. Welch Associates
Kim Willingham, EDC

Organizational affiliations for identification only

Trustees

Charles Fox, Co-Chair
Ramon Martin, Co-Chair
Terry Murray, Treasurer
Joy Silverstein, Secretary
Braulio Felipe
David H. Friedman
Aaron Krakow
Marilyn Mase
Bonnie McBride
Dana Rashti
Asri Onur Sergici
Melvin Tutiven



Our Partners

We are proud to cooperate with the following partners, which cross-list and co-sponsor selected Eliot School courses:



Eastern Massachusetts Guild of Woodworkers



Museum of Fine Arts Boston



UForge Gallery

uforgegallery.com

Arnold Arboretum
Boston Handmade
North Bennet Street School
Proper Bostonian Quilters Guild

The Eliot School is a member of

Commonwealth Compact
Jamaica Plain Business & Professional Association
JP Centre/South Main Streets
National Guild for Community Arts Education

REGISTER & PAY ONLINE at www.eliotsschool.org

You may also register

by phone: Call 617.524.3313

by fax: Include credit card info and fax to 617.524.8380

by mail: Send with payment to Eliot School, PO Box 300351, Jamaica Plain, MA 02130

Download additional forms at www.eliotsschool.org

Policies on discounts, refunds and more at www.eliotsschool.org

For more information: 617.524.3313 or info@eliotsschool.org

Student's name _____

Address _____

City _____ State _____ Zip _____

Phone (day/eve/cell) _____

Email _____

New Student Returning Student Child (under 18)

Child's date of birth _____

Parents' names & numbers _____

In case of emergency: Name/Phone/Relationship to student: _____

How did you hear about us?

Catalog Web Email Newspaper Word of Mouth

Our building Other _____

| Course Code | Course Name | Section/Day | Amount |
|---|-------------|-------------|--------|
| | | | |
| | | | |
| Total Tuition | | | |
| Late Registration Fee: Register after 1 week before class starts, add \$5 | | | |
| Applicable discount (See Policies at www.eliotsschool.org) | | | |
| Please add my tax-deductible donation | | | |
| Total due | | | |

Payment method:

Check to The Eliot School, enclosed Visa MasterCard Discover

Card number _____ Exp date _____

Name on card _____

Signature _____

For staff use only

Student ID _____ Credit card auth # _____

Check # _____ Amount _____

Date entered _____ Staff initial _____

Registered Email only OK Date rec'd _____



THE ELIOT SCHOOL

OF FINE AND APPLIED ARTS

since 1676

24 Eliot Street
PO Box 300351
Jamaica Plain, MA 02130

Return Service Requested

Non-profit
U.S. Postage
Paid
Boston, MA
Permit No. 54318

www.eliotschool.org

**Woodworking, Furniture, Upholstery,
Sewing & Fiber Arts, Book & Paper Arts,
Painting, Drawing, Photography, more...
Classes & workshops for all ages!**